


# How to Enrol into a Gymnastics Competition via the Customer Portal

1 Navigate to [app.iclasspro.com/portal/balancegymnastics](https://app.iclasspro.com/portal/balancegymnastics)

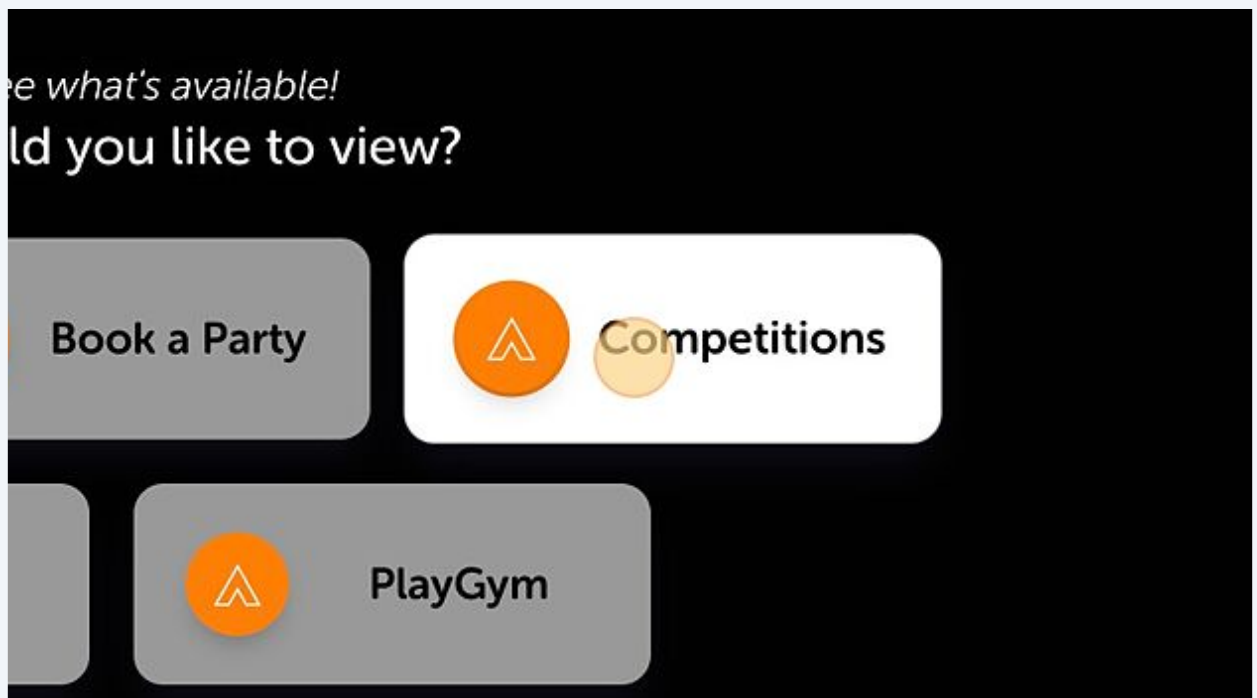
2 Click "Click to begin"



3 Click here.



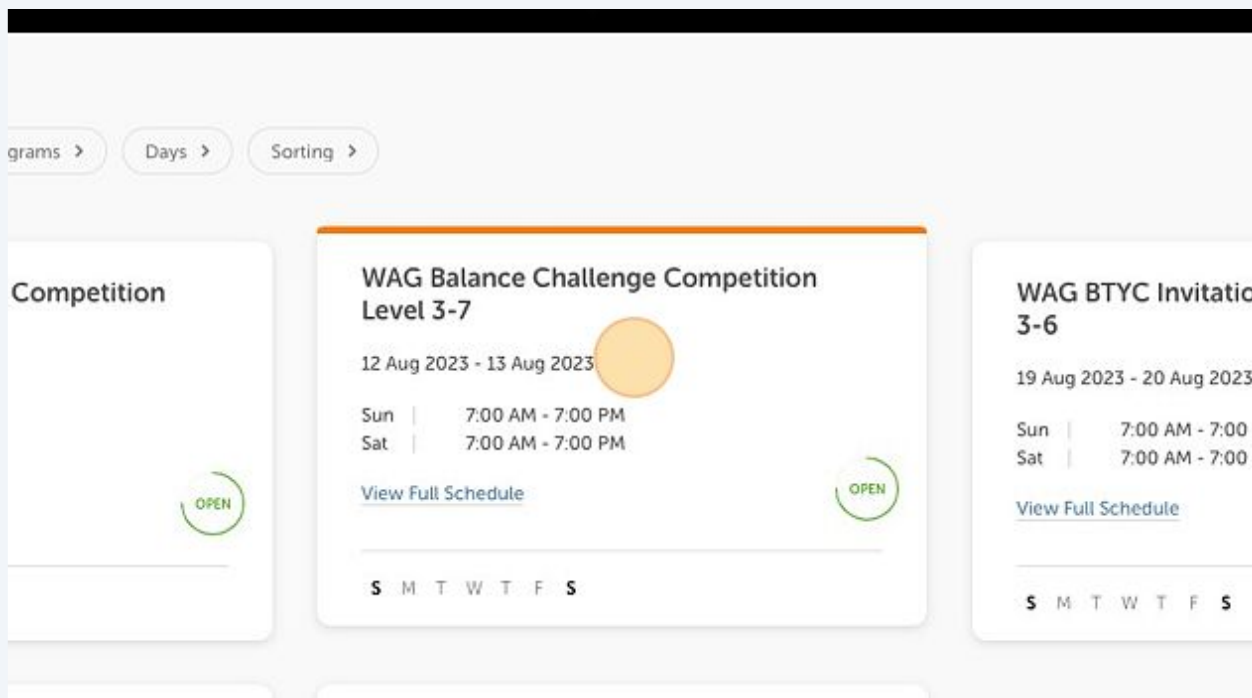
4 Click "Competitions"



5 Click "No, just looking"



6 Select the event you wish to enter



7 Click "Select Students"

More ▾

## Competition Details

### WAG Balance Challenge Competition Level 3-7

Select Students

Openings Available

Details

Schedule:

Sun	7:00 AM - 7:00 PM
Sat	7:00 AM - 7:00 PM

8 Select the gymnast you wish to enter

### Who do you wish to enroll?

### WAG Balance Challenge Competition Level 3-7

**JB**

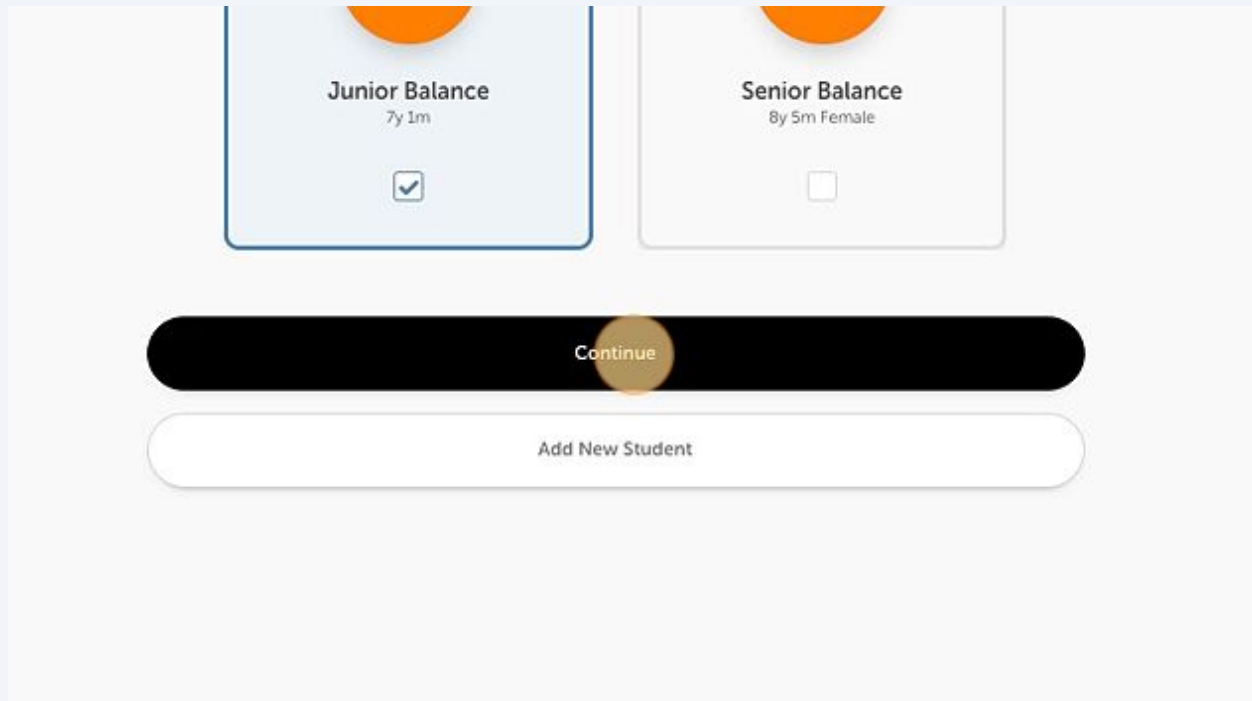
**Junior Balance**  
7y 1m

**SB**

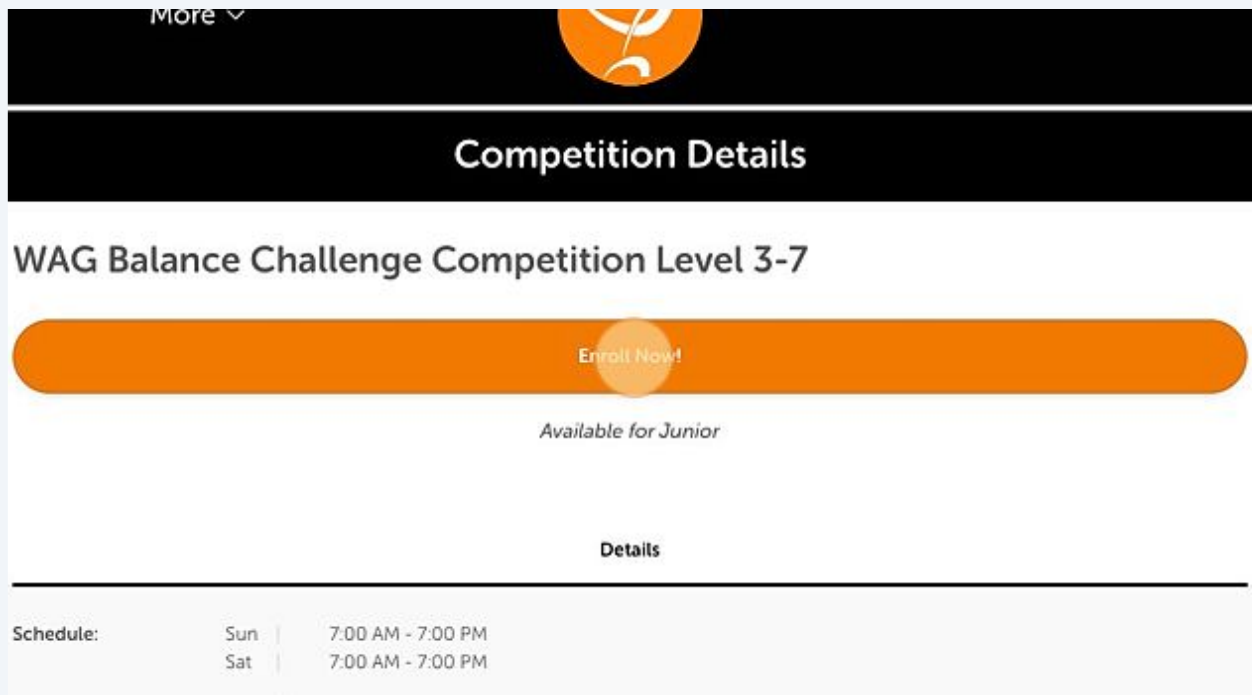
**Senior Balance**  
By 5m Female

Continue

9 Click "Continue"



10 Click "Enroll Now!"



11 Check you have selected the correct gymnast, then click "Add to Cart"

Competition

Enrolling Student:  Junior Balance

Add to Cart

12 Add any additional event enrollments

**WAG Balance Challenge Competition Level 3-7**  
12/08/2023 – 13/08/2023  
*for Junior Balance*

	12 Aug 2023	7:00 AM - 7:00 PM
Sun	13 Aug 2023	7:00 AM - 7:00 PM

Add Enrollments

**13** Click "Pay Now" and follow the prompts

Price:	\$107.50	<b>Total Due</b>	<b>\$107.50</b>
Item Total Due:	\$107.50		
	<a href="#">Remove</a>		

merchandise

Promo Code: [Use Promo Code](#)

Credit Card

Store payment method on file?

[Pay Now](#)

*By clicking 'Pay Now', I agree to the [Terms & Conditions and Returns, Refunds & Cancellation Policy](#) for this transaction.*